

FY25 PSCOC School Facilities Ranking and Funding Opportunities

New Mexico Public School Facilities Authority

New Mexico School Boards Association

Leadership Retreat - July 12, 2024

Agenda

PSCOC and PSFA Organizational Structure

Facility Assessment Database & wNMCI Ranking

- Facility Assessment Database
- wNMCI Score
- wNMCI Ranking

PSCOC Funding

- PSCOC Funding Programs
- State / Local Match
- Application Process & Cycle

PSCOOTF, PSCOC & PSFA Organization

Public School Capital Outlay Oversight Task Force (PSCOOTF)

Oversees the work of the Public School Capital Outlay Council.

Public School Capital Outlay Council (PSCOC)

Manages the allocation of the Public School Capital Outlay Act Fund (PSCOF) to public school facilities.

Public School Facilities Authority (PSFA)

Staff to the PSCOC. Distributes state funding, partners with districts to manage PSCOC awarded projects, collect and organize public school facility data.

PSCOC Members

[Joe Guillen](#) – PSCOC Chair
New Mexico School Boards Association

[Raul Burciaga](#) – PSCOC Vice-Chair
Legislative Council Services

[Gwen Perea-Warniment](#) – Awards Chair
Legislative Education Study Committee

[Ashley Leach](#) – Administration, Maintenance & Standards Chair
Department of Finance & Administration

[Charles Sallee](#)
Legislative Finance Committee

[Stewart Ingham](#)
Public Education Commission

[Mariana Padilla](#)
Governor's Office

[Antonio Ortiz](#)
Public Education Department

[Clay Bailey](#)
Construction Industries Division

PSFA Functions

Staff to PSCOC

Role defined by NM Administrative Code.

Provide research and analysis to decision-makers on PSCOC.

Funding Administration

Distribution of state funding to all school districts, in compliance with statute.

Project Management

Partner with school districts on planning, design, and construction projects (including technology infrastructure) to provide project management support and technical expertise.

Facility Information Management

Assess, gather, and organize facility information for all schools in NM.

Calculate the wNMCI score to produce the statewide ranking of public schools.

Assist districts in monitoring and improving maintenance and energy efficiency.

Services provided to school districts

PSFA Teams

PLANNING

- Reviews, analyzes and approves district five year Facilities Master Plans
- Analyzes enrollment, demographics, feasibility studies, educational program, school capacity and utilization, etc.

FACILITIES

- Assesses schools, identifies facility systems and educational adequacy deficiencies
- Calculates wNMCI scores
- Prioritizes schools for PSCOC funding, via the wNMCI Ranking

PROGRAMS

- Accepts and reviews district applications
- Works with districts to determine project scope and calculate potential award amounts
- Recommendations award considerations to the PSCOC.

FIELD

- Collaborates with districts to co-manage PSCOC funded projects, through the planning, design, and construction phases.

FINANCE & PROCUREMENT

- Disburses funding for PSCOC funded awards / projects.
- Assists districts with procurement of contracts, ensuring procurement code is followed

MAINTENANCE

- Assists districts with Preventive Maintenance Planning and FIMS use
- Monitors and helps improve district maintenance performance and energy efficiency

Facility Assessment Database & wNMCI Ranking

Facilities Assessment Database

(FAD)

The FAD is a tool used to prioritize public school facilities for funding through the Public School Capital Outlay Council (PSCOC).

Combines **building repair cost** and **system lifecycle analysis** with the **New Mexico Adequacy Standards** to evaluate brick and mortar conditions, as well as its educational functionality.

School Districts have access to the FAD data for each of the district's schools.
Districts can review the data and report updates to PSFA.

The database is continually updated four ways:

- By PSFA staff through on-site assessments.
- By district Facilities Master Plan vendors.
- By school district officials.
- As part of the plan review process in conjunction with the state Construction Industries Division (CID) before construction.

Training available to school districts:

- Facilities Assessment Database Methodology and Application
- How To Interpret/Review an Executive Summary of school assessment findings
- Contact Andrew Martinez: amartinez@nmpsfa.org

Weighted New Mexico Condition Index

The Weighted New Mexico Condition Index (wNMCI) is the metric used to compare and prioritize schools for capital outlay funding.

The wNMCI score is calculated based on:

- The age and condition of the overall facility and individual building systems.
 - Building systems that are beyond expected life span have a higher weight factor.
 - Building systems with condition issues receive higher weight factors, depending on severity.
- Educational adequacy via New Mexico Adequacy Standards
 - Adequate sizing and appropriateness of the various spaces within the facility in-respect to current enrollment.
- Key priorities: life, health, safety & insufficient educational space.
- FAD serves as the central hub for data collection and the calculation of each unique schools' wNMCI.

$$\text{wNMCI} = \frac{\text{Cost to repair condition deficiencies} + \text{Cost to correct educational adequacy deficiencies}}{\text{Replacement Cost}}$$

wNMCI Ranking

- PSFA produces the wNMCI Final Ranking on an annual basis.
- The wNMCI ranking enables the comparison of all K-12 public schools in the state to determine greatest need for funding the correction of school deficiencies.
- All public schools are listed in order of wNMCI score, highest to lowest.
 - High wNMCI scores indicate facilities that are aging and/or experiencing issues associated with system conditions or deficiencies in respect to the New Mexico Adequacy Standards. These facilities have a higher capital need.
 - Lower wNMCI scores indicate facilities that are in good – fair condition, and will require less capital needs.

wNMCI Ranking – How to Read

PREVIOUSLY FUNDED PROJECTS

- The first section of the wNMCI Ranking lists all current existing PSCOC funded projects.
- These schools are not included in the body of the ranking, until the projects are complete.

FY25 Final wNMCI Ranking - Awards Updated
Sorted by Rank, Includes FCI

| Rank | District | School Name | Gross Area (Sq. Ft.) | wNMCI |
|-----------|----------------------|-----------------------------|----------------------|--------|
| 11-12-60 | Espanola | Velarde ES | 23,628 | 50.47% |
| 15-16-17 | Espanola | Abiquiu ES | 24,562 | 51.54% |
| 18-19-3 | Roswell | Mesa MS | 69,790 | 71.85% |
| 18-19-5 | Gallup McKinley | Rocky View ES | 51,897 | 69.42% |
| 18-19-6 | Belen | Jaramillo ES | 55,341 | 67.65% |
| 18-19-23 | Tularosa | Tularosa MS (Systems) | 53,751 | 50.44% |
| 18-19-27 | Gallup McKinley | Red Rock ES | 60,638 | 49.31% |
| 18-19-28 | Gallup McKinley | Tohatchi HS | 125,277 | 49.27% |
| 18-19-36 | Las Vegas City | Sierra Vista ES | 42,484 | 46.85% |
| 18-19-38 | Los Lunas | Peralta ES | 48,555 | 46.18% |
| 18-19-39 | Roswell | Nancy Lopez ES | 32,462 | 45.78% |
| 18-19-51 | Las Cruces | Desert Hills ES | 77,128 | 43.36% |
| 18-19-82 | Socorro | Raymond Sarracino MS | 96,202 | 40.48% |
| 18-19-118 | Las Cruces | Lynn MS (Systems) | 114,342 | 37.32% |
| 18-19-121 | West Las Vegas | Tony Serna Jr. ES (Systems) | 29,841 | 37.21% |
| 18-19-167 | Magdalena | Magdalena Combo (Systems) | 133,441 | 33.87% |
| 18-19-168 | Belen | Dennis Chavez ES (Systems) | 55,048 | 33.84% |
| 19-20-1 | Alamogordo | Chaparral MS | 140,476 | 78.51% |
| 19-20-2 | Central Consolidated | Newcomb ES | 67,467 | 69.30% |
| 19-20-2 | Central Consolidated | Newcomb HS | 132,311 | 39.47% |
| 19-20-2 | Central Consolidated | Newcomb MS | 50,536 | 33.64% |
| 19-20-3 | Roswell | Mountain View MS | 68,270 | 63.15% |
| 19-20-5 | Hobbs | Southern Heights ES | 51,311 | 54.76% |
| 19-20-6 | Roswell | Roswell HS (Systems) | 33,939 | 53.65% |
| 19-20-7 | Las Cruces | Columbia ES | 84,312 | 53.54% |
| 19-20-12 | Roswell | Washington Avenue ES | 41,208 | 51.58% |
| 19-20-52 | Grants Cibola | Bluewater ES | 23,526 | 41.96% |
| 19-20-72 | Clovis | Barry ES | 49,692 | 39.64% |
| 19-20-210 | San Jon | San Jon Combo (Systems) | 83,728 | 29.72% |
| 20-21-1 | Zuni | Twin Buttes HS | 21,638 | 64.53% |
| 20-21-6 | Carrizozo | Carrizozo Combo | 93,179 | 53.02% |
| 20-21-20 | Zuni | Zuni HS | 116,226 | 47.99% |
| 20-21-20 | Zuni | Zuni MS | 77,852 | 41.99% |
| 20-21-29 | Gallup McKinley | Gallup HS (Systems) | 259,312 | 46.29% |
| 20-21-51 | Hobbs | Heizer MS | 87,148 | 41.94% |
| 20-21-64 | Las Cruces | Tombaugh ES (Systems) | 78,092 | 40.97% |
| 20-21-70 | Gallup McKinley | Crownpoint HS | 81,218 | 40.58% |
| 20-21-96 | Gallup McKinley | Navajo Pine HS | 76,554 | 37.75% |

wNMCI Ranking – How to Read

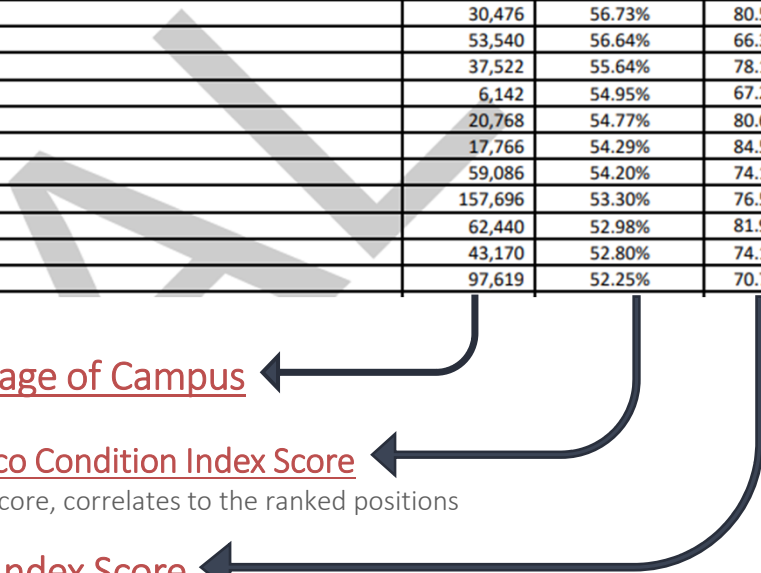
| Rank | District | School Name | Gross Area (Sq.Ft.) | wNMCI | Campus FCI |
|--|---------------------------------|---|---------------------|---------|------------|
| OFFICIAL Statewide Average wNMCI: 24.54%; Statewide Average Cumulative FCI: 55.60%; Average wNMCI of Top 30: 62.36% | | | | | |
| 1 | State Chartered Schools | School of Dreams Academy Charter School | 51,052 | 114.14% | 83.57% |
| 2 | Alamogordo | Sierra ES | 46,136 | 101.48% | 68.77% |
| 3 | Alamogordo | High Rolls Mountain Park ES | 12,613 | 90.42% | 82.25% |
| 4 | Mora | Mora Combo School | 135,376 | 81.54% | 75.27% |
| 5 | Taos | Taos MS | 104,191 | 76.87% | 72.38% |
| 6 | Questa | Questa JH HS | 104,329 | 73.98% | 73.02% |
| 7 | Mountainair | Mountainair ES | 49,247 | 70.93% | 75.44% |
| 8 | Alamogordo | Holloman MS | 52,174 | 69.33% | 80.63% |
| 9 | Jemez Mountain | Gallina ES | 23,044 | 69.19% | 88.20% |
| 10 | Questa | Alta Vista ES / INT Combo | 64,154 | 60.25% | 70.27% |
| 11 | Silver | Cliff Combo ES / HS | 70,603 | 59.37% | 71.11% |
| 12 | Espanola | Chimayo ES | 35,027 | 58.47% | 81.16% |
| 13 | Central Consolidated | Dream Dine | 4,841 | 58.17% | 84.45% |
| 14 | Belen | Belen HS | 277,892 | 57.39% | 69.97% |
| 15 | Carlsbad | Carlsbad Enrichment Center | 30,476 | 56.73% | 80.50% |
| 16 | Roy | Roy Combo | 53,540 | 56.64% | 66.36% |
| 17 | Alamogordo | Buena Vista ES | 37,522 | 55.64% | 78.16% |
| 18 | Los Lunas | Los Lunas Family School | 6,142 | 54.95% | 67.22% |
| 19 | Espanola | Dixon ES | 20,768 | 54.77% | 80.66% |
| 20 | Jemez Valley (District Charter) | San Diego Riverside Charter School | 17,766 | 54.29% | 84.59% |
| 21 | Wagon Mound | Wagon Mound Combo ES / HS | 59,086 | 54.20% | 74.14% |
| 22 | Espanola | Espanola Valley HS | 157,696 | 53.30% | 76.59% |
| 23 | Animas | Animas MS/HS | 62,440 | 52.98% | 81.92% |
| 24 | Santa Fe | Desert Sage Academy | 43,170 | 52.80% | 74.10% |
| 25 | Albuquerque | Garfield MS | 97,619 | 52.25% | 70.76% |

Gross Square Footage of Campus

Weighted New Mexico Condition Index Score

Ranking is sorted by this score, correlates to the ranked positions

Facility Condition Index Score



wNMCI Ranking – Where to Find

<https://www.nmpsfa.org/wordpress/>

Public School Facilities Authority

Partnering with New Mexico Communities to provide quality, sustainable school facilities for our students and educators

Operations Special Programs Administration

Planning

Funding

Project Development

Facility Management

Capital Funding

Funding Awards
Archive

www.nmpsfa.org/wordpress/capital-funding/

The FY25 final wNMCI Ranking is posted on the PSFA – Capital Funding webpage.

The FY25 final wNMCI Ranking is sorted in four different ways for ease of use: by rank, FCI, or district

Capital Funding

FY25

wNMCI Final Ranking

[FY25-Final-wNMCI-Ranking-Awards-Updated-Sorted-by-Rank](#) [Download](#)

[FY25-Final-wNMCI-Ranking-Awards-Updated-Sorted-by-FCI](#) [Download](#)

[FY25-Final-wNMCI-Ranking-Awards-Updated-Sorted-by-District-Then-School](#) [Download](#)

[FY25-Final-wNMCI-Ranking-Awards-Updated-Sorted-by-District-Then-Rank](#) [Download](#)

PSCOC

Funding Programs

PSCOC Funding Programs

| PROGRAM | | | ELIGIBILITY |
|-----------------------------------|---|---|---|
| Standards | School / building replacement, renovation, or additions | | Top 100 of current ranking |
| Systems | Select building system replacement or upgrade | <ul style="list-style-type: none"> • Exterior envelope • Mechanical • Electrical • Plumbing • Special systems (fire detection/suppression, communications) • Site drainage • Utilities | Top 300 of current ranking, or Category 1 designation of a specific system in FAD |
| | Demolition | | Abandoned facility |
| Pre-Kindergarten | Pre-Kindergarten facilities and classrooms – renovation or additions | | Any school facility, must have a Pre-K program |
| Teacher Housing | Teacher housing units in rural / tribal areas with no available housing | | No available housing in rural community |
| Lease Assistance | Lease reimbursement for charter schools and district schools | | School leases facility |
| Facilities Master Plan Assistance | FMP funding assistance | | Five year master plan has expired, or is expiring soon |

PSCOC Funding - Requirements

- District Local Match percentage is available at the time of award
- Current and approved Facility Master Plan (FMP)
 - Updated on a five year cycle
 - FMP prioritizes application request as a need / potential project
- Current and approved Preventive Maintenance (PM) Plan
 - Must be updated annually
 - NM State Statute (22-24-5.3 NMSA 1978)
- District use of Facility Information Maintenance System (FIMS)
 - NM State Statute (22-24-5.3 NMSA 1978)
- Recommended Facility Maintenance Assessment Report (FMAR) minimal score of 70%, satisfactory

State / Local Match

- Capital funding for public school facilities is a shared responsibility between the State and school districts.
- Protects local autonomy and authority of school districts.
- State funding supplements local funding to ensure uniformity.
- Funding formula factors in land valuation, bonding capacity, etc.
- Each school district is assigned a Local Match percentage.
- District is responsible for funding this percentage of the total project cost for a PSCOC funded project / award
- Districts may apply for a Local Match Reeducation (waiver) if it meets eligibility and proves financial need

2023 Senate Bill 131

Reduced Local Matches by

- 1/3 for districts with more than 200 MEM
- 1/2 for districts with less than 200 MEM
- 1/2 for all Pre-Kindergarten Projects

FY25 State/Local Match percentages are posted on the PSFA Capital Funding webpage:
www.nmpsfa.org/wordpress/capital-funding/

Local Match Reduction

Per Section 22-24-5 (B)(9):

- The PSCOC council **may** adjust the amount of local share otherwise required if it determines that a school district has made a good-faith effort to use all of its local capital funding resources. Before making any adjustment to the local share, the council shall consider whether:

| Statute Criteria | | |
|-------------------------------|--|----------------|
| Option 1: All Districts | If the school district has insufficient bonding capacity over the next 4 years and the mill levy is equal to or greater than | 10.0 |
| Option 2: Small Districts | if the MEM count is equal to or less than | 800 |
| | the percent of free or reduced fee lunch is equal to or greater than | 70% |
| | the state share is less than | 50% |
| | the mill levy is equal to or greater than | 7.00 |
| Option 3: Growth Districts | If the school district has an enrollment growth rate over the previous school year of at least | 2.5% |
| | pursuant to its 5-year FMP, will be building a new school within the next | 2 years |
| | the mill levy is equal to or greater than | 10.0 |

FY25 Application & Award Cycle

First Round

- Applications Open:
July 1 – September 30, 2024
- Potential Awards:
December PSCOC Meeting

Potential Second Round

- Applications Open:
January – March, 2025
- Potential Awards:
June PSCOC Meeting
- Dependent on funding
availability

How to Apply

District submits a **Pre-Application (letter of intent)** to PSFA.

Dear Public School Capital Outlay Council,

Introduction:

- Specify the PSCOC capital funding program (Standards-based, Systems-based, Pre-K, or Pilot Teacher Housing)
- Specify the school the district is applying for.

Eligibility :

- Verify that the applicant school is eligible for PSCOC capital funding, per the eligibility requirements: school's ranking, wNMCI score

Application Request and Project Scope:

- Describe the requested project
- Explain the reasoning and need for the requested project.
- Provide a description of the project scope

Estimated Costs:

- Provide estimated costs for the potential project

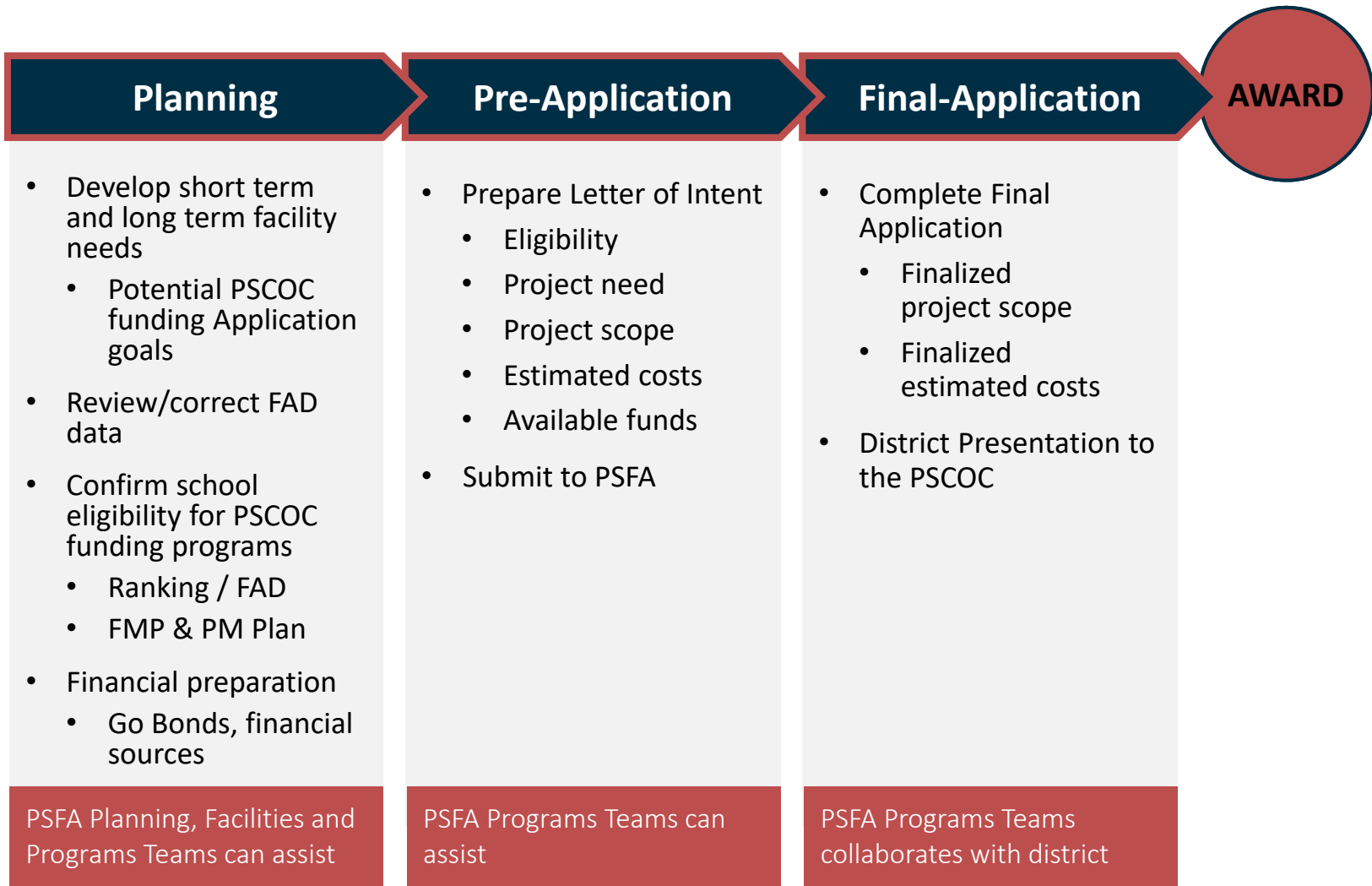
Funding:

- Confirm if the district does or does not have sufficient available funding to support to the local match
- Indicate if the district will request and require a local match reduction

Signed, School District

Email to PSFA Programs Manager: aramos@nmpsfa.org

Application Process



Application to Award Process

PRE-APPLICATION

- District submits pre-application (letter of intent) to PSFA

PSFA REVIEWS & PROCESSES APPLICATION

- PSFA staff collaborates to review / analyze district applications
 - Confirm eligibility – ranking, FAD
 - FMP, maintenance, finance requirements
 - Evaluate project need / potential scope / estimated costs
 - Conduct site visits (complicated / large projects)

FINAL APPLICATION

- PSFA staff (Programs Manager) assist districts to complete the Final Application

DISTRICT PRESENTATION (in most cases)

- District presents final request to PSCOC, explains need for potential project

PSFA RECOMMENDATION

- PSFA presents final recommendation to the PSCOC

PSCOC AWARDS

- Determines project prioritization, if needed (dependent on funding availability)
- PSCOC approves awards and award amount for each application/request

PSCOC FUNDED PROJECT

- PSFA processes award (award letter & MOU)
- PSFA and district co-manage project throughout all processes (planning, design, construction)

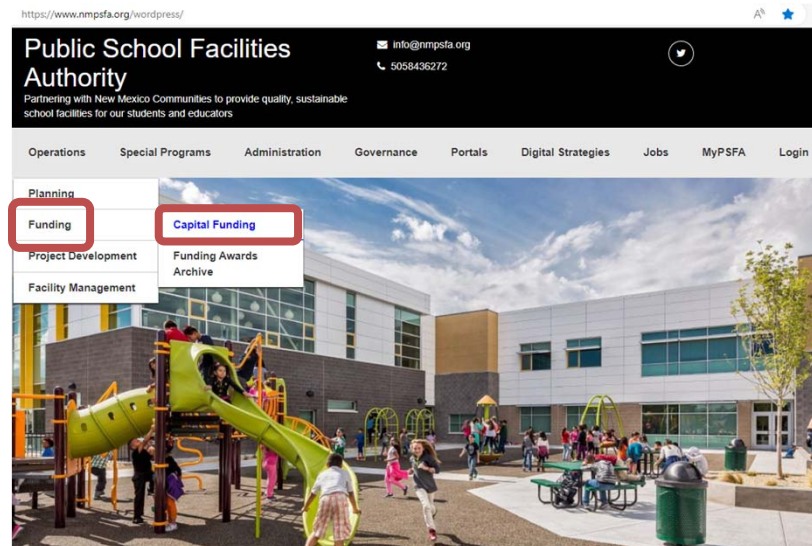


PROJECT

More Information

The PSFA – Capital Funding webpage has the following information posted:

- The FY25 final wNMCI Ranking sorted by rank, FCI, or district
- FY25 Capital Funding Programs information
- Pre-Application Letter of Intent Outline document
- FY25 State Local Match
- PSFA Programs Manager contact information



www.nmpfsa.org/wordpress/capital-funding/

Capital Funding

FY25

wNMCI Final Ranking

FY25-Final-wNMCI-Ranking-Awards-Updated-Sorted-by-Rank [Download](#)

FY25-Final-wNMCI-Ranking-Awards-Updated-Sorted-by-FCI [Download](#)

FY25-Final-wNMCI-Ranking-Awards-Updated-Sorted-by-District-Then-Rank [Download](#)

FY25-Final-wNMCI-Ranking-Awards-Updated-Sorted-by-District-Then-Rank [Download](#)

FY25 PSCOC Capital Funding Programs

The FY25 PSCOC Funding Program application (round 1) will be open July 1st, 2024 through September 30, 2024, with potential awards occurring in December.

Dependent on available funding, a second funding round may open in January of 2025, with potential awards in June of 2025.

A document titled 'Public School Capital Outlay Council FY25 Capital Funding Programs - Eligibility'. It lists various criteria for funding eligibility, categorized into STANDARDS, SYSTEMS, PRE-APPLICATIONS, PILOT TEACHER HOUSING, and REQUIREMENTS FOR ALL CAPITAL FUNDING PROGRAMS. The document includes details about school facilities, equipment, and program requirements. A 'TO SUBMIT A PRE-APPLICATION' section provides instructions on how to apply for funding.

FY25 Capital Funding Application Announcement [Download](#)

FY25-Capital-Funding-Programs-File [Download](#)

To apply for Capital Funding, please submit a Letter of Intent detailing your request to PSFA, contact information below.

Letter of Intent Outline Pre-Application

District Funding Information

FY25 State Local Match [Download](#)

Walker-Citizen-MSGA-Article-01-Chapter-22-23-24-25-11 [Download](#)



Iris Romero
Executive Director
iromero@nmpsfa.org

Ryan Parks
Deputy Director
rparks@nmpsfa.org

Alyce Ramos
Programs Manager
aramos@nmpsfa.org

Andrew Martinez
Facilities Assessment Database Manager
amartinez@nmpsfa.org