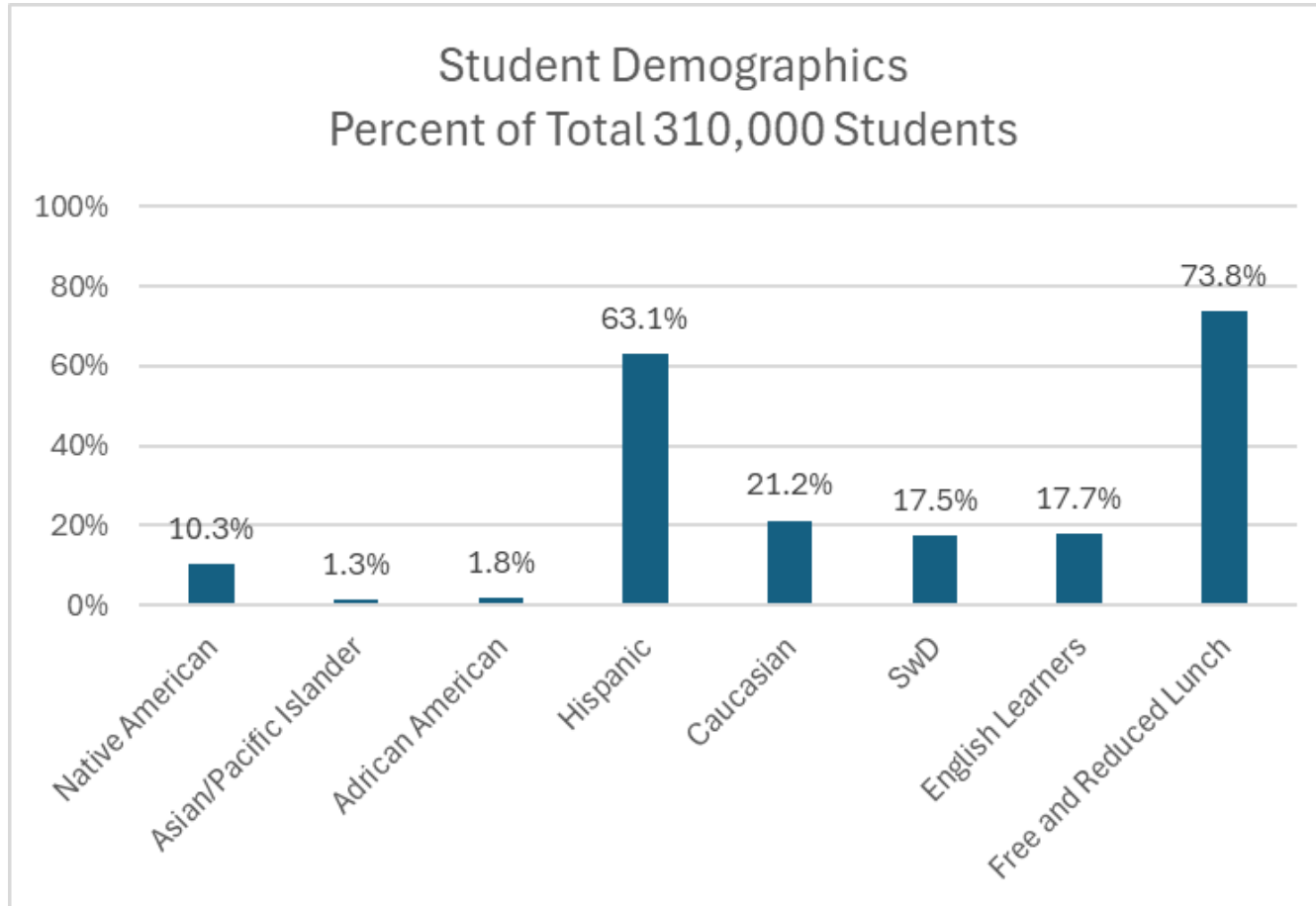


Our System



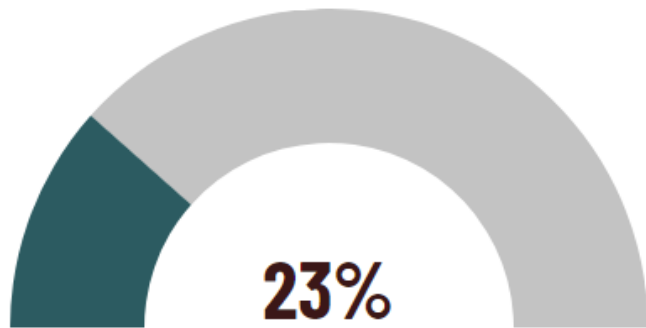
89 Districts
100 State and District Charters
50,000 Educators and Support Staff



Student Achievement

2023/2024 Statewide Student Achievement (Grades 3-8 and 11)

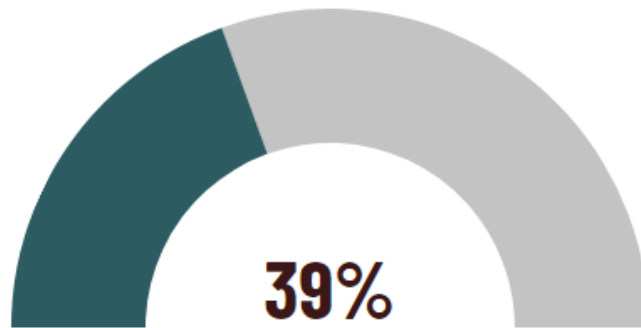
MATH PROFICIENCY



The percentage of students proficient and above in math.

[Explore This Section](#)

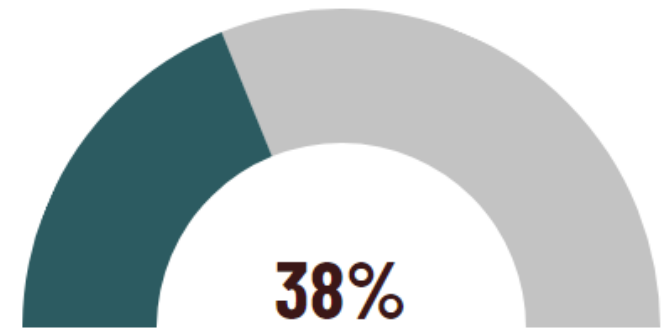
READING PROFICIENCY



The percentage of students who are proficient and above in reading.

[Explore This Section](#)

SCIENCE PROFICIENCY



The percentage of students who are proficient and above in science.

[Explore This Section](#)

2025 Legislative Proposals

- School Math Changes
 - Bill No: (SB235)
 - Sponsor: William P. Soules
- Advancing the Science of Reading Act
 - Bill No: (SB242)
 - Sponsor: Mimi Stewart
 - Sponsor: Debra M. Sariñana
- Special Education Act
 - Bill No: (SB38)
 - Sponsor: Mimi Stewart



School Math Changes (SB235)



- Requires statewide strategic plans and curriculum improvements
- Requires professional learning plans for math instruction
- Requires math screener by second grade
- Implements early math intervention programs for students
- Requires parent notifications with specific plans
- Requiring endorsement for math coaches

Advancing the Science of Reading Act (SB242)

- Requires the science of reading as the approach to statewide literacy instruction and teacher education
- Requires scientifically-based reading instruction to be incorporated in teacher preparation programs
- Eliminates references to balanced literacy and the three-cueing strategy for literacy instruction
- Enhances current interventions for students displaying characteristics of dyslexia through develop of intervention plans, progress monitoring, and parental notification



Special Education Act (SB38)





- Codifies the Office of Special Education, including appointment of the Director within PED
- Requires use of a department-approved individualized education plan (IEP) template
- Maintains interagency coordination between relevant state agencies
- Requires a state plan and annual reports
- Supports students through transitions
- Moves the ombud into the PED

Data Accessibility and Transparency

- Attendance Data
- NM Vistas
- HQIM
- OpenBooks



Attendance Portal

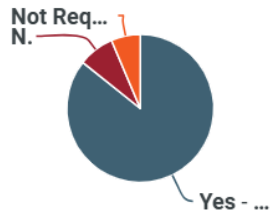

Annual Attendance Report just now  

School Year *

2016-2017	2017-2018	2018-2019	2019-2020	2020-2021	2021-2022	2022-2023	2023-2024
-----------	-----------	-----------	-----------	-----------	-----------	-----------	-----------

District Name School Name

All Schools in State

299,...	29.7...	6.23	9.17	
School Enr... 	Chronic Absen...	Avg Excused Absenc...	Avg Unexcused Abs...	> AIP - Attendance...

The Attendance Portal provides 8 years of attendance data at the state, district, and school levels. Chronic absenteeism rates are published, and data breakdowns are available by tier, student group, and grade level.

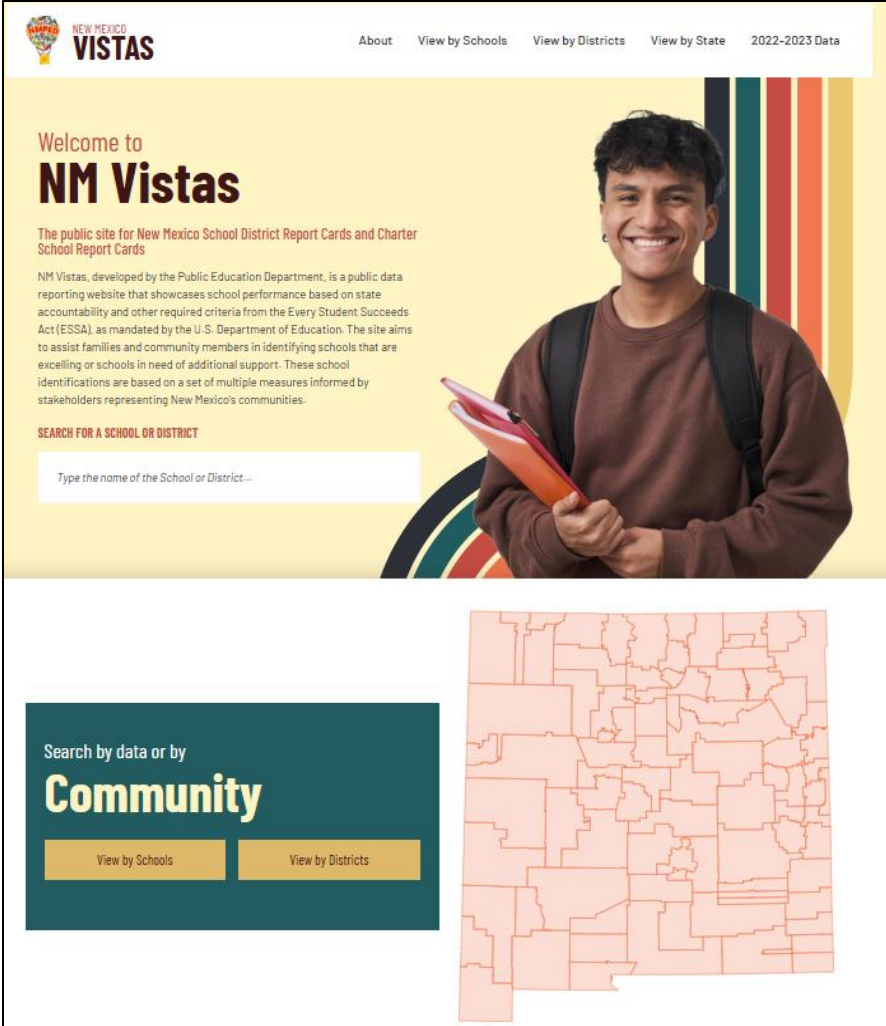
NM Vistas

NM Vistas is a publicly accessible website, that provides education outcomes data for each school and reports school ratings based on multiple measures.

NM Vistas serves to:

- Ensure transparency and reciprocal accountability
- Meet U.S. Department of Education Requirements to publicly report school ratings
- Assist families and community members to identify schools that are excelling and/or schools that need additional support.

Find your schools at: <https://nmvistas.org>



The screenshot shows the homepage of the NM Vistas website. At the top left is the logo for 'NEW MEXICO VISTAS'. To the right of the logo are navigation links: 'About', 'View by Schools', 'View by Districts', 'View by State', and '2022-2023 Data'. The main content area features a large image of a smiling young man with a backpack holding a folder. To the left of the image, the text reads: 'Welcome to NM Vistas', followed by 'The public site for New Mexico School District Report Cards and Charter School Report Cards'. Below this is a paragraph describing the site's purpose: 'NM Vistas, developed by the Public Education Department, is a public data reporting website that showcases school performance based on state accountability and other required criteria from the Every Student Succeeds Act (ESSA), as mandated by the U.S. Department of Education. The site aims to assist families and community members in identifying schools that are excelling or schools in need of additional support. These school identifications are based on a set of multiple measures informed by stakeholders representing New Mexico's communities.' Below the text is a search bar with the label 'SEARCH FOR A SCHOOL OR DISTRICT' and a placeholder 'Type the name of the School or District...'. At the bottom left, there is a dark green box with the text 'Search by data or by Community' and two buttons: 'View by Schools' and 'View by Districts'. On the right side of the bottom section is a map of New Mexico with district boundaries highlighted in orange.

NM HQIM Materials Matter Dashboard



The screenshot shows the top navigation bar of the dashboard. On the left is the NMPED logo. To its right are the navigation links: Home, Districts, Instructional Materials, and Explore. A search bar is located on the right side of the navigation bar with the placeholder text "Search for a District or Instructional Materials". Below the navigation bar is a large grey banner with the following text:

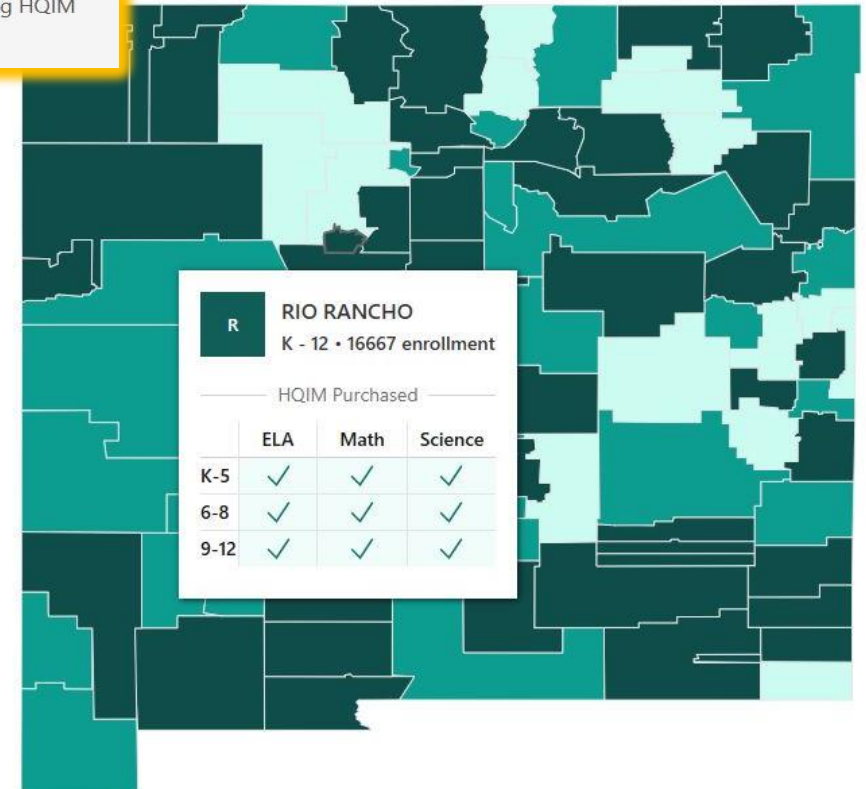
High-quality instructional materials (HQIM) matter for students and teachers.

[Research](#) shows that access to HQIM dramatically improves educational outcomes. The New Mexico Public Education Department (PED) is committed to making HQIM available across the state to ensure every student gets a great education—no matter where they begin.

- A data dashboard and heatmap
- Displays information about the instructional materials purchased by districts for core instruction
- Identifies if those materials are high-quality as reviewed by NM educators

<https://nmmaterialsmatter.ped.nm.gov/>


Investing for tomorrow, delivering today.



Open Books

Open Books provides access to financial information of New Mexico school districts and charter schools as well as at the school-level at school districts.

- School district, state, and federal funds and budgets, including supports for at-risk students, bilingual services, and special education services
- Actual expenditures for schools and local education agencies, including salary and benefits, program expenditures, and administrative costs



<https://openbooks.ped.nm.gov/>

District Dashboard

District Type * Fiscal Year *

State District 2020-2021 2021-2022 2022-2023 **2023-2024** 2024-2025

District: *

- ALAMOGORDO
- ALBUQUERQUE**
- ANIMAS
- ARTESIA
- AZTEC
- BELEN
- BERNALILLO
- BLOOMFIELD
- CAPITAN
- CARLSBAD
- CARRIZOZO
- CENTRAL CONS.
- CENTRAL CONSOLIDATED
- CHAMA
- CIMARRON
- CLAYTON
- CLOUDCROFT

Overview of district education finances - includes all district and local charter schools. To learn more about the data displayed or to find definitions of terms please click [here](#).

Budgeted amounts cover the entire school year. Year-to-date actual revenues are updated throughout the year as they are submitted and total expenditure amounts will be available for individual district schools.

\$1,840,510,562

Budgeted Revenue ⓘ

\$1,845,284,908

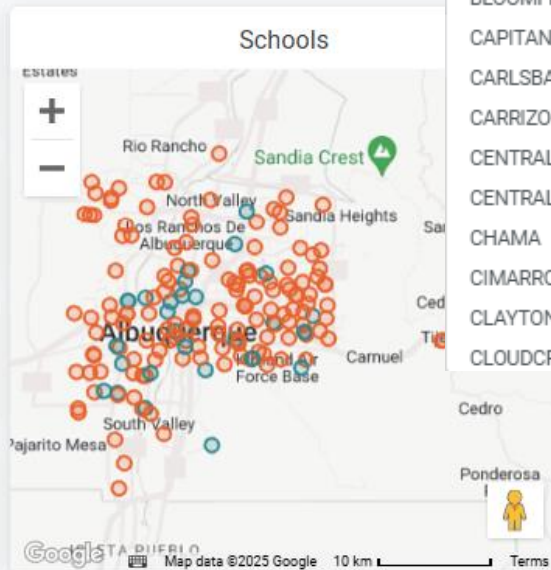
Actual Revenue to Date

\$2,430,077,300

Budgeted Expenditures

\$1,688,480,992

Actual Expenditures to Date



local charter schools. To learn more about the data displayed or to find definitions of terms please click [here](#).

Actual revenues are updated throughout the year as they are submitted and total expenditure amounts will be available for individual district schools.

School Types and Levels

School Level	Schools
Elementary School	92
Middle School	28
High School	22
High School	21
Elementary School	8
Special Education	3
Middle School	1

Q04

Financial Approval Status

\$18,568

Avg Spending per Student to ... ⓘ

\$11,094

Avg Instructional Spending per Studen... ⓘ

145

District Schools

30

Local Charter Schools

82,171

District Students

13,313

Local Charter Students

**Comparison
(District, School, or REC)**

School Comparison

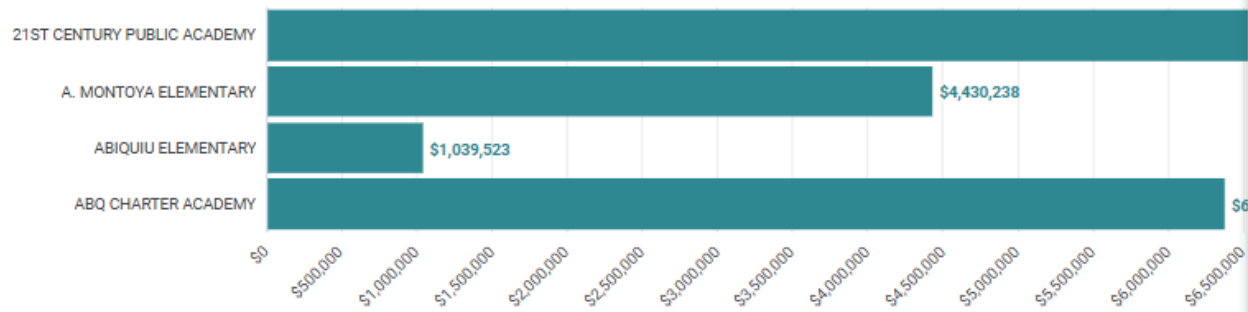
Location Type * Fiscal Year * Select Schools:

School Comparison

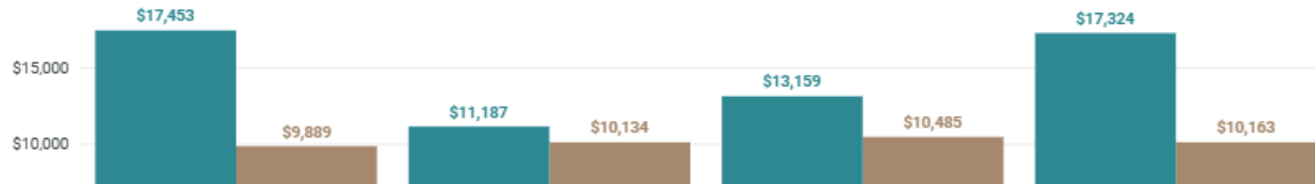
Overview of individual school education finances in comparison with other schools. To learn more about the data displayed, click on the 'Learn More' link.

Year-to-date actual revenue and expenditure amounts are updated throughout the year as they are submitted and approved. Revenue and expenditure amounts will be available for individual district schools. Revenue amounts are only available for charter schools.

Actual Expenditures by School to Date



Avg Spending per Student to Date



Dropdown menu showing a list of schools with checkboxes:

- 21ST CENTURY PUBLIC ACADEMY
- 7TH AND 8TH GRADE ACADEMY
- A. MONTOYA ELEMENTARY
- ABIQUIU ELEMENTARY
- ABQ CHARTER ACADEMY
- ABQ SCHOOL OF EXCELLENCE
- ABQ SIGN LANGUAGE ACADEMY
- ACADEMY DEL SOL ALT.
- ACADEMY FOR TECHNOLOGY & CLASSICS
- ACE LEADERSHIP HIGH SCHOOL
- ACEQUIA MADRE ELEMENTARY
- ACES TECHNICAL CHARTER SCHOOL
- ACES TECHNICAL HIGH SCHOOL
- ADOBE ACRES ELEMENTARY
- ALAMEDA ELEMENTARY
- ALAMOGORDO HIGH
- ALAMOSA ELEMENTARY

Financial Approval Status

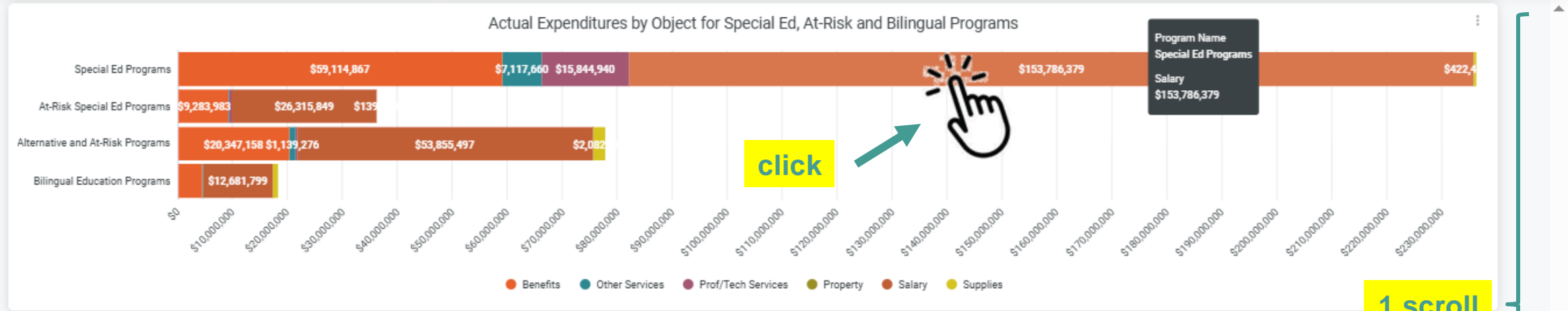
Q04
Q04
Q04
Q04

Map of Schools



District Dashboard

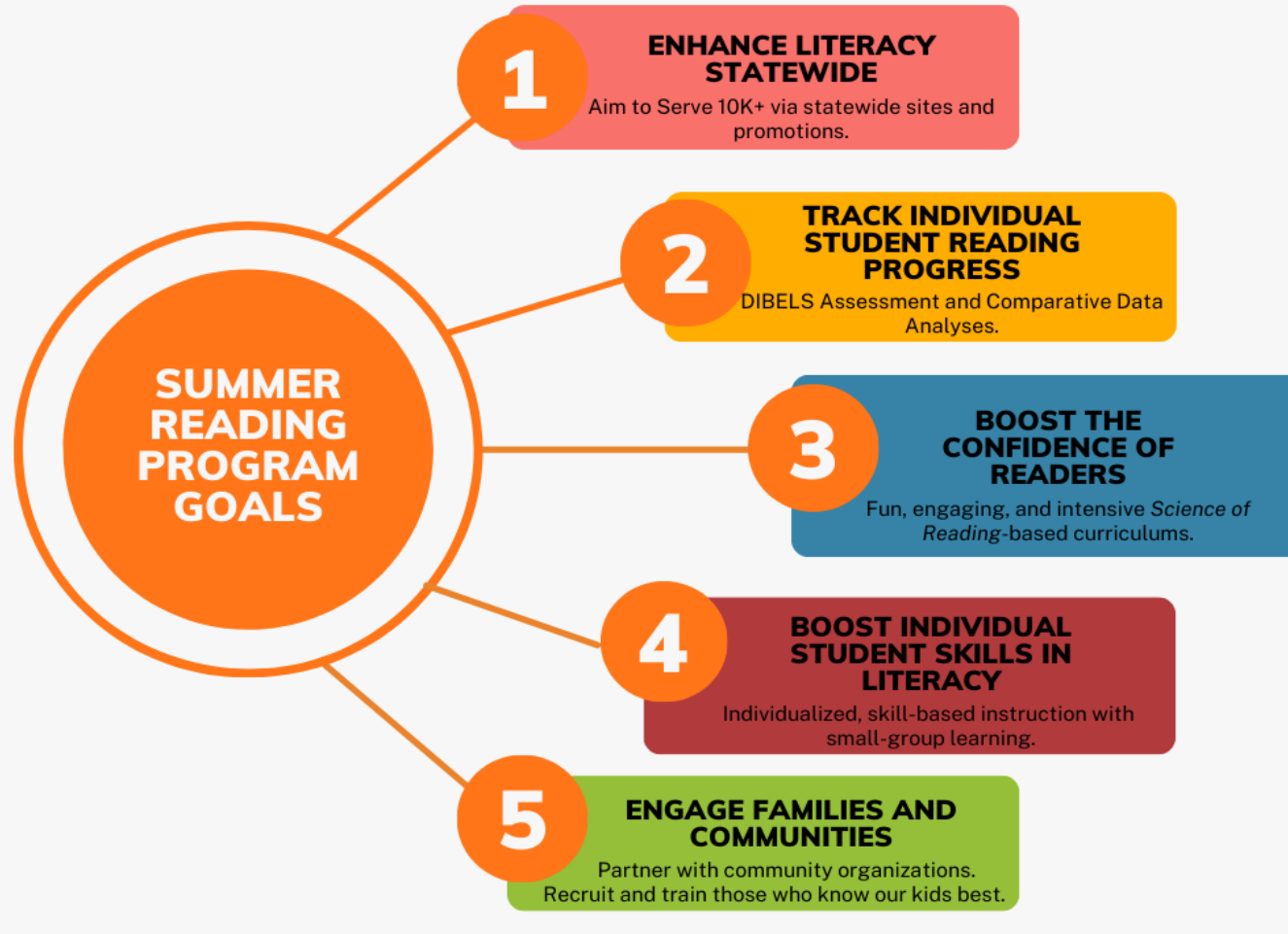
District Type * Fiscal Year * District: *



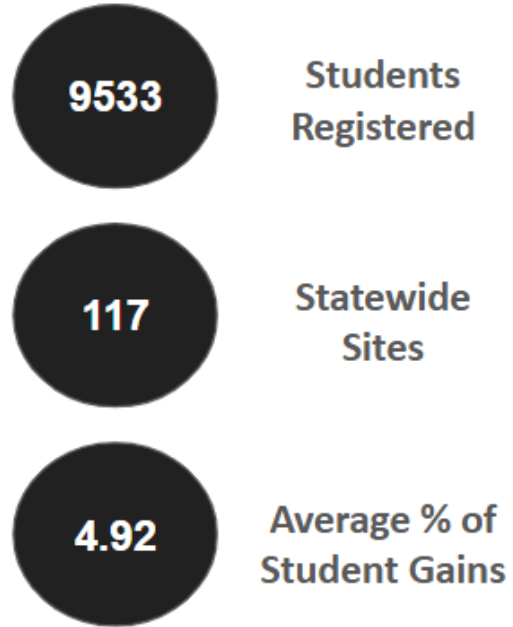
School List

School Name	Type	Level	Grade Range	School Size	Students	Actual Expenditures	Actual Revenue
1 A. MONTOYA ELEMENTARY	District School	Elementary School	PK05	M	396	\$4,430,238	\$6,360,789
2 ABQ CHARTER ACADEMY	Charter School	High School	0912	S	368	\$6,375,082	\$6,137,770
3 ACE LEADERSHIP HIGH SCHOOL	Charter School	High School	0912	S	276	\$6,092,190	\$6,137,770
4 ADOBE ACRES ELEMENTARY	District School	Elementary School	PK05	M	313	\$3,606,923	\$6,137,770
5 ALAMEDA ELEMENTARY	District School	Elementary School	PK05	M	201	\$2,685,507	\$6,137,770
6 ALAMOSA ELEMENTARY	District School	Elementary School	PK05	M	375	\$5,447,159	\$6,137,770
7 ALBUQUERQUE	Central Office	Central Office		L	14,290	\$746,180,942	\$1,673,588,772
8 ALBUQUERQUE HIGH	District School	High School	0912	L	1,652	\$14,930,420	\$6,137,770
9 ALBUQUERQUE TALENT DEVELOPMENT CHARTER	Charter School	High School	0912	S	127	\$2,820,428	\$2,704,239
10 ALICE KING COMMUNITY SCHOOL	Charter School	Elementary School	KN08	M	408	\$7,991,399	\$8,437,328

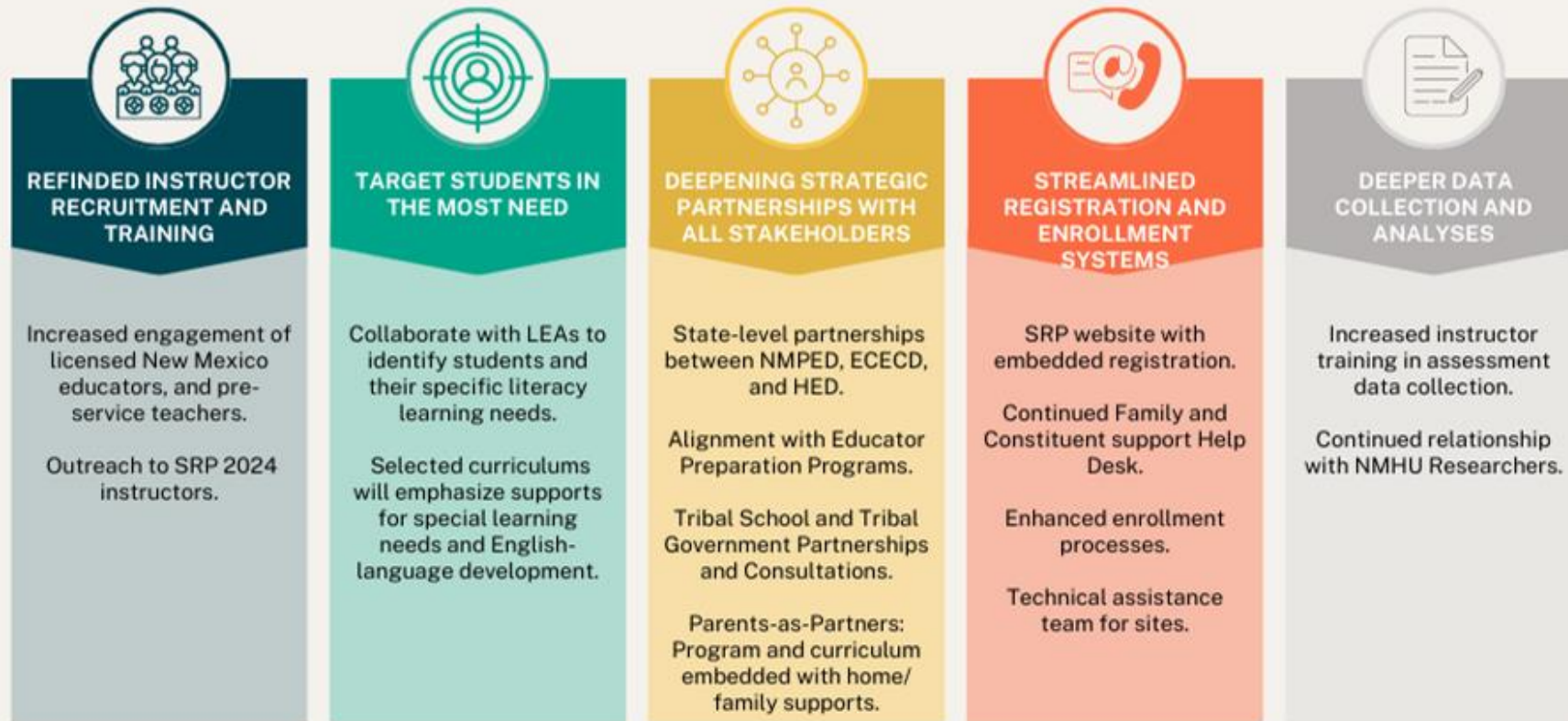
New Mexico Summer Reading Program



By the Numbers



SRP 2025: The Road to 15,000+ Stronger Readers



<https://www.literacy.nm.gov/>

Thank you!

